



**INDIA
DESIGN
MARK**

CATALOGUE 2017



India Design Mark is a design standard, a symbol, which recognizes good design. India Design Council grants India Design Mark after evaluating good design through a systemized process. India Design Mark is initiated in cooperation with Good Design Award, Japan.

India Design Mark is granted and administered by India Design Council which is an autonomous body of Government of India established under the aegis of Department of Industrial Policy and Promotion, Ministry of Commerce & Industry. India Design Council is a strategic body for multi disciplinary design. It envisions to make Indian industry a design enabled industry. For more information visit www.indiadesigncouncil.org.

India Design Mark symbol is a trustworthy indicator of excellence. India Design Mark provides strong differentiation and market positioning as a design and innovation leader. Through India Design Mark, the India Design Council seeks to inspire Indian manufacturers to bring to market well designed products that enrich the lives of people.

INDEX

Published by
India Design Council
C/o National Institute of Design, Paldi, Ahmedabad 380 007
Tel: 079-26623082
Email msidc@nid.edu
www.indiadesigncouncil.org

Editing **Hridaysh Deshpande**

Design **Spread Design and Innovation Pvt Ltd**

Printed and bound:

© **India Design Council, 2017**


All rights reserved. No part of this document may be reproduced, stored, adapted, or transmitted, in any form, or by any means, electronic, mechanical, photocopying recording, or otherwise, or translated in any language or performed or communicated to the public in any manner whatsoever, or any cinematographic film or sound recording made, without the prior written permission of the copyright holders. The information presented in this publication has been compiled from various published and electronically available primary and secondary source.

India Design Council makes every effort to ensure the accuracy of information presented in this document. However, neither India Design Council nor any of its office bearers or employees can be held responsible for any financial consequences arising out of the use of information provided herein.

6
JURY




10
**FURNITURE
EQUIPMENT**




114
**LIFESTYLE
PRODUCTS**



42
**HOME OFFICE
APPLIANCES**




138
MISCELLANEOUS



68
**AUTOMOTIVE
TRANSPORT**



144
MSME



82
**INDUSTRIAL
EQUIPMENT**

2017
JURY



MAKIKO TSUMURA



PROF PRADYUMN VYAS



HIDEICHI MISONO



SATISH GOKHALE



SHREEKANTH NIRVASKAR



JITENDRA RAJPUT



MAHENDRA PATIL



SONIA MANCHANDA



MAHENDRA CHAUHAN



RAJSHREE PATHY



HARSH MANRAO



RAMAN SAXENA



ANJAN DAS



PIYUSH SRIVASTAV



S BALARAM

2017

JURY



ABHINAV TIWARI



ASHISH DESHPANDE



NARENDRA GHATE



VASANT DEWAJI



ABHIJIT BANSOD



NIJOO DUBEY



PRAKASH UNAKAL



VISHAL SATHIVADA




SAMRAT NAWLE



VENKAT EGA

2017

FURNITURE EQUIPMENT





LABGUARD INDIA PVT. LTD.
PRAKASH SITARAM
SANSARE

ADVENTA SERIES FUME HOOD

Adventa Fume Hood is used in QC/R & D labs of Pharma & Chemical companies. Its a local ventilation device designed to limit exposure to hazardous or toxic fumes, vapours or dusts. Its typically a large piece of equipment enclosing five sides of work area with worktop & movable front sash of toughened glass.

- + ASHRAE 110:1995 & EN - 14175:2003 compliance.
- + Unique smart auto sash system.
- + Auto fire extinguisher system.
- + Advanced aerodynamic construction Active Kinetics for rapid exhaust, High performance, High saving.
- + Low noise operation
- + More handy utility knobs.
- + Boltless design
- + Easy front access for maintenance of wet/dry services & electricals.
- + Variable Airflow (VAV) & Quantum flow system optional.

The T-spine provides the much needed rigidity and structure to a design that is highly versatile and adjustable.

solidity
VERSA



GODREJ INTERIO
VENKAT . EGA

VERSA RANGE

VERSA is a platform based work chair range offering variety in size, finish and comfort adjustments. 'Versatile' and 'Robust' are the key attributes of the chair. The chair spine design offers freedom to create variety in offering. The adjustment features makes it a ergonomic seating solution for all users.

+ VARIETY IN OFFERING:
Provides a choice in back profile and upholstery finishes - Leatherette, Natural Leather, Fabric, Mesh, Spacer and Foam Laminated in three varieties - High Back, Mid Back and Visitor adding up to 17 SKU's.

This variety adheres to the same set of design specifications addressing the need of complete heirarchy in offering.

+ ERGONOMICS WITH PERFORMANCE: +

+ Provides comfort to users of all sizes and weight with its versatile adjustment features.

The Active Bio-Synchro(TM) Mechanism with Auto-Tilt Tension allows the user to recline in 5 different back tilt angle positions which adjust automatically as per the weight of the user.

Back height supports the user's full back and height adjustment offers alignment with the user's body contours.

+ ADD-ON BENEFITS:
VERSA platform design facilitates inventory and production cost reductions by keeping mass produced tool intensive parts common to all SKUs and still offer variety in profiles.





GODREJ INTERIO
VENKAT . EGA

DISCOVER SCHOOL DESK + CHAIR

Ergonomically designed Discover desks and chairs make for a perfect ensemble in creation of an engaging study environment. Flexible to use and execute with finesse, Discover not only empowers to create own classroom set-up, but it also provides immense comfort and ease to the students.

- + The foot rest provides for a comfortable seating for long lecture sessions and is an integral part of the structure of the desk.
- + Storage under the seat provides an apt space for school bags, thus freeing aisle space.
- + The desk ledge at its front end helps in a common activity found in classrooms of copying text from a book or tablet by propping it up like a library stand. This ledge also has a compartment to store stationary.



GODREJ INTERIO
VENKAT . EGA

WISH HABITAT

Wish Habitat is a versatile system that supports various activity needs at work. The workstation empowers users to re-arrange their furniture for focused work or across desk meets within their workspace. This makes the system flexible for varied job profiles and takes care of introvert or extrovert nature of workers.

- + Foldable, stackable and mobile desks along with mobile marker boards and portable task light creates intuitive spaces that save up to 10% of real estate space, since these elements enable efficient layout designs.
- + About 35% of the desks remain idle at any point of time in offices, due to absenteeism, people at site jobs, or in meeting spaces in the same office. Habitat takes advantage of this fact to effectively multi use the space in an office setting. For instance, desks can be easily re-arranged for impromptu meets, or conference and training room settings.
- + Contingency spaces like a space for newly joined employee or interns and trainees can be easily accommodated with clever layout designs.
- + Based on a familiar simple grid layout to avoid chaos, wish habitat gives clever versatility of tools to the architects and in turn to the users.



GODREJ INTERIO
VENKAT . EGA

RAPID NEO- EMERGENCY AND RECOVERY TROLLEY

Rapid Neo- Emergency and recovery trolley is a height adjustable platform on wheels which helps in transferring the patient from the ambulance to the casualty and also for internal transfers within hospitals. The highlighting features include height adjustability, fail safe mechanism, X-ray permeable platform, detachable patient lying surface and Trendelenburg and reverse Trendelenburg.

- + Fail Safe mechanism (Dual Gas-Spring safety lock):
 - Uniquely designed self-locking system in case of gas spring failure.
 - Prevents collapse of the bed frame during gas spring failure.
- + Swivel type side rails:
 - Side rail with locking mechanism which locks it after it is lowered down.
 - This prevents any injury caused due to dangling side rails during movement of the trolley.
- + Complete X-ray Permeable surface:
 - Top Surface of the product which is used for patient to rest is completely x ray permeable made of compact laminate.
- + Detachable patient lying surface:
 - Patient lying surface is detachable and can be used as a stretcher.
 - Stretcher is made using oblong cross sections, prevents any injury while handling the stretcher.
 - Mattress is fixed to the frame, prevents change in mattress position while carrying a patient.
- + Trendelenburg and reverse Trendelenburg mechanism:
 - 15° Trendelenburg and 8° reverse Trendelenburg angle specifically used for patient blood flow regulation.



GODREJ INTERIO
VENKAT . EGA

MELLOW

Mellow is a sofa for living spaces which would create a warm and welcoming environment. The mellow sofa has single, double and three seater configurations. Mellow offers just the right mix of softness and firmness required for long seating hours.

- + Platform strategy: Mellow is an innovation in terms of manufacturing. The sofa is designed as three independent components - the seat, the backrest and the armrests. Each of these parts are made separately and assembled. This strategy improves the quality of the finished product and helps in easy storage and transportation of the product.
- + Ergonomic offering: The two-part backrest provides generous lumbar support and upper back support. Mellow is an offering that is designed to suit all body types.
- + Design and form: Mellow is designed with clean lines and subtle curves. This helps the sofa blend in with the décor of most modern urban homes. The dual color tone gives it recall and character.
- + Activity oriented: The sofa is designed to be a comfortable for a range of activities like socializing, reading and relaxing. Mellow helps the user remain engaged in the activity rather than the object.



GODREJ INTERIO
VENKAT . EGA

HARBOUR

Harbour attempts to redefine the concept of the living space by providing a relaxed seating experience that enables multiple postures and activities. The product is designed with clean modern lines complimented by subtle angles. Colour and form have been used to divide the volumes of the sofa and play with scale.

- + Ergonomics and comfort: The high backrest, inclined armrests and the side wing supports help the user to occupy Harbour in a variety of comfortable postures. The back rest is divided into three divisions - the side wing support, the upper back, the lower lumbar. The side wing support has a soft contour which helps in supporting a variety of neck profiles.
- + Design Language: Harbour is styled on modern, minimal and functional design principles. It avoids the use of any decorative elements. Straight lines and subtle angles help in imparting a character and uniqueness to the sofa.
- + Platform strategy: The seat structure for the single seat and three seat was standardized. The backrest and armrest were designed to be separate parts that can be assembled post finishing. The breaking down of the sofa into functional components made it possible to manufacture parts in parallel operations.



GODREJ INTERIO
VENKAT . EGA

AMBIT WORK FROM HOME ECOSYSTEM

Ambit is a furniture ecosystem designed to foster a work-from-home culture. Each element in the ecosystem has a unique function. When combined with other elements, it creates an environment conducive to a multitude of activities, suited for work and home spaces.

- + Flexibility and Configurations: The range of products can be bought and combined in numerous combinations giving the user the opportunity to build a positive work environment at home ensuring productivity and convenience simultaneously.
- + Design offering: Ambit captures the feeling of warmth and comfort that is synonymous with homes. Material and fabrics were chosen to explicitly express this recall.
- + User Connect: Ambit has been designed to cater to the growing need of a work-from-home setup. Ambit balances the much required disconnect from home without having to isolate the user from their surroundings.
- + Ergonomic Offering: The ecosystem has three different sizes of work surfaces and enables the user to switch from one posture to another with ease. This allows for a range of comfortable postures for reading, writing and working on the laptop.



GODREJ LOCKING
SOLUTIONS AND SYSTEMS
LOCKSS DESIGN TEAM

SHIFT MORTISE HANDLE COMBIPACK

Shift Mortise Handle Combipack has been designed to satisfy aesthetics and enhance beauty of door decor. Concealed fixing screws provide clean look and enhance aesthetics. The product is intended for both outdoor and indoor applications like main door in residential and commercial establishments, bedroom, hotel room doors and Jewellery shops.

- + The unique Handle design with simple and robust concept with cross section tapering from base to end makes its grip comfortable for users from all age groups.
- + Cover plate designed to give the unique contemporary look is kept flat on frontal view, reducing the complexity while manufacturing and finishing also giving a strong and sturdy looks to the assembly making it a style statement in mortise segment.
- + Concealed fixing screws provide clean looks when viewed from front.
- + Difficult to open by regular means. Antitheft screws ensure sturdiness and safe from vandalism and tampering.
- + Suitable for left-handed and right-handed doors, inside and outside opening doors eliminating the need of two different variants.
- + The Handle assembly is suitable for 28 mm to 50 mm thick doors covering large range of doors available in India.
- + The soft edges with sufficient fillet ensure safety during usage.



GODREJ LOCKING
SOLUTIONS AND SYSTEMS
LOCKSS DESIGN TEAM

CARESS MORTISE HANDLE

Caress Mortise Handle has been designed to satisfy aesthetics needs and enhance beauty of door decor. Concealed fixing screws provide clean look and enhance aesthetics. Product is intended for both outdoor and indoor applications like main door in residential and commercial establishments, bedroom doors, hotel room doors and Jewellery shops.

- + Unique Handle design with simple and sleek concept with optimum cross section of 18 mm X 12 mm makes its grip comfortable for users from all age groups.
- + Innovative handle mechanism wherein handle does not have any handle rose, complete handle is fixed on a sleek mounting mechanism which is fixed on to the door.
- + Retrofit handle mechanism is long lasting and also gives additional advantage of improved serviceability.
- + Concealed fixing screws provide clean looks when viewed from front.
- + Difficult to open by regular means. Antitheft screws ensure sturdiness and safe from vandalism and tampering.
- + Suitable for left-handed and right-handed doors, inside and outside opening doors eliminating the need of two different variants.
- + Handle assembly is suitable for 28 mm to 55 mm thick doors covering large range of doors available in India.
- + Soft edges with sufficient fillet ensure safety during usage.



Grey Colour



Red Colour



Green Colour



Blue Colour

WIPRO ENTERPRISES LTD.
GOKUL R PILLAI

PERFORMER

Caress Mortise Handle has been designed to satisfy aesthetics needs and enhance beauty of door decor. Concealed fixing screws provide clean look and enhance aesthetics. Product is intended for both outdoor and indoor applications like main door in residential and commercial establishments, bedroom doors, hotel room doors and Jewellery shops.

- + Performer product an integrated table and seating system for classrooms and examination halls. It is a sturdy, durable, colourful and streamlined product. It's structure is minimalistic and differentiated by styling with a dash of colours and added functionalities.
- + Performer is available two seat configuration. Open structure aids in easy ingress and egress. Table tops are inclined with smooth rounded corners for maximum user comfort.
- + Seat & back angles are designed for comfortable seating, when user is busy reading or writing on the desk.
- + Leg structure is simple in construction and light in appeal. Oval shaped pipe structure takes care of safety requirement and ergonomic requirement in institutional space. The entire under structure is made out of Mild steel. Stylish Leg shoe is designed to give ample support to the leg section.
- + Keeping the user comfort in mind, special accessories like a bag hook, book shelf are included.

Work Desk



Work Lounge



WIPRO ENTERPRISES LTD.
GOKUL R PILLAI

VIBRANT NXT

Caress Mortise Handle has been designed to satisfy aesthetics needs and enhance beauty of door decor. Concealed fixing screws provide clean look and enhance aesthetics. Product is intended for both outdoor and indoor applications like main door in residential and commercial establishments, bedroom doors, hotel room doors and Jewellery shops.

- + Unique Handle design with simple and sleek concept with optimum cross section of 18 mm X 12 mm makes its grip comfortable for users from all age groups.
- + Innovative handle mechanism wherein handle does not have any handle rose, complete handle is fixed on a sleek mounting mechanism which is fixed on to the door.
- + Retrofit handle mechanism is long lasting and also gives additional advantage of improved serviceability.
- + Concealed fixing screws provide clean looks when viewed from front.
- + Difficult to open by regular means. Antitheft screws ensure sturdiness and safe from vandalism and tampering.
- + Suitable for left-handed and right-handed doors, inside and outside opening doors eliminating the need of two different variants.
- + Handle assembly is suitable for 28 mm to 55 mm thick doors covering large range of doors available in India.
- + Soft edges with sufficient fillet ensure safety during usage.



KIERAYA FURNISHING
SOLUTIONS PVT LTD.
KEYUR VINODCHANDRA ZAVERI

THE BOUNCE

The Bounce is a unique lifestyle offering that gives customers many uses in one product. Being light and multi-functional, it can be moved around and set up in multiple ways. Its simple and clean design fits into any setting, even shared spaces. The Bounce is the ultimate way to chill.

- + Each square-shaped, super-sized cushion of the Bounce is a large foam block, composed of 7 layers.
- + The outer layers are made of Molfino upholstery fabric and a have kora lining.
- + A sandwich of 4" foam, coir composite material and 2" foam are topped off with a layer of softy material for that added softness on top for prolonged sitting.
- + The Bounce can be rearranged in multiple combinations, depending on how much seating is required.



WIPRO ENTERPRISES LTD.
GOKUL R PILLAI

ENTITY

ENTITY is a strategically designed chair to increase user comfort for long working hours. The elegant & timeless designed back & seat profiles appeal to corporate users instantly. Advanced automatic weight sensing mechanism eliminates the need to adjust the back tilt tension thereby making very intuitive & comfortable for users.

- + ENTITY is a refined chair for modern work spaces with timeless designed aesthetics.
- + Integration of automatic weight sensing mechanism & breathable mesh back support still maintaining a very simplistic corporate look. The main challenge that user never adjusts tension knob in a chair and wrongly adjusted back tension makes the user much more prone to back aches.
- + With the use of automatic weight sensing mechanism which calibrates itself with the user weight and allows the user to recline at ease with not even a single KG extra load on the back. The height adjustable arms will help the user to move the arms at the required height and get consistent support to elbows while working leaving the arms relaxed. Ease in use, service and transportation are considered during the designing process.



WIPRO ENTERPRISES LTD.
GOKUL R PILLAI




FLY ON

FLY-ON is a sleek task chair, much advanced from a regular seating offering. This product is an outcome of a research done to understand the office requirement, where chair is used and can now be replaced with a smart, sleek and more conversable chair as per the modern requirements.

- + FLY-ON is a much refined chair for modern work spaces with improved back profile and smart features. The innovation is brought through understanding the current product availability in the segment and challenging ourselves to innovate sleek and new look to the workspace, which is never seen before.
- + The sleek round edges also enhance the visual appeal of the product considerably.
- + The height adjustable arm will help the user to move the arms at the required height and get consistent support to elbows while working leaving the arms relaxed.
- + Covering standards of ergonomics and still challenging the design to give a sleek and refined product was a real challenge.
- + Ease of use, service, replace and transport also are considered during the designing process.

2017

HOME & OFFICE APPLIANCES





COSMO ELECTRO
INDUSTRIES PVT LTD.
MITIKA KABRA

KREST KULTURE

Krest Kulture are series of cover-frames which are used for enhancing the aesthetic appeal of switches & wiring accessories as well ingress protection. It take asthetic inspiration from life's several facets. From Mother Nature to African tribal art, it presents an interesting, engaging and deeply connecting bond with life.

- + Coverframes are used as a medium to express; bridging handmade and all qualities that come with it, empathy, emotion, love, care with the fast paced digital world. Art enables you express; pause and feel in this fast-paced virtual world.
- + The continuous patterns and tactile feel in the designs evokes harmony and creates a sense of wellbeing at sublime level.
- + Art enriches the mind. It frees you and yet bonds with you, a bond of love, and thus sustainability
- + When a product has a handmade feel, the consumer feels love and cares for the product and would not keep replacing the product with newer counterparts as there is an emotional attachment to it. Thereby it reduces carbon footprints and a consumerist attitude.
- + It employs materials which are RoHS compliant, manufactured using completely environment friendly processes.



GODREJ & BOYCE
MFG. CO. LTD.
YOHAN SOHRAB
ENGINEER

SEMI-AUTOMATIC WASHING MACHINE

Edge Pro Semi-Automatic Washing Machine range is based on deep insights obtained through typical Indian consumers to thereby meeting their critical needs, expectations and aspirations. The product's contemporary shape and form offers appealing aesthetics and comes with various utilitarian unique and 1st of its kind features offering increased user convenience.

- + Aqua jet Pulsator: Aerodynamic design with 2.5-inch depth offers larger surface area. They powerfully agitate laundry ensuring detergent rich water penetrates into cloth fabric loosening stains for better wash quality.
- + Multi-utility tray with scrubber: Provides convenience to the consumer to handle multiple laundry tasks like scrub stubborn stains, to sort and carry clothes post drying cycle.
- + Detergent Box: This Unique & innovative feature adds convenience to consumer by providing dedicated space to store all washing essential like detergent, softener etc.
- + Soap Dish: This unique feature provides dedicated space to store washing essentials.
- + Cable winding attachment: Power cord routing & accessible winder at the side of the product avoids power cord damage and adds to user convenience.



HAMILTON
HOUSEWARES PVT LTD.
HAMILTON HOUSEWARES
DESIGN TEAM

DUPLEX BUCKET

The Duplex Bucket, a first of its kind in the Indian market, is placed in the premium category. It has a dual tone aesthetic having a graphical pattern inspired from pebbles found in the natural water reservoirs. The pattern consists of transparent and opaque areas on its surface.

- + The pattern of transparent pebbles on the surface of the Duplex Bucket provides the user a feeling of purity & freshness. It also relates to the pristine quality of water available in the natural fresh water sources.
- + At the point of purchase, the Duplex Bucket provides an attraction point for prospective buyers of other Hamilton household products.
- + Learning from the successful implementation of this innovative design of the Duplex Bucket will help the organization to explore similar technology in other product categories.
- + The pebble pattern was also designed to allow sufficient flow of the opaque molten plastic material in the mould through the pre-moulded transparent part containing pebble shaped projections.
- + The challenge of avoiding flashes was overcome by employing precision controlled moulds and processing.



HAMILTON HOUSEWARES
PVT LTD.
HAMILTON HOUSEWARES
DESIGN TEAM

MICROWOW CASSEROLE

‘Microwow’ is the first insulated casserole in the Indian market, that is microwave safe (without lid) and dishwasher safe. It is a premium category product for Indian households and also the export market. It facilitates reheating of food stored in it by placing it directly inside a microwave oven.

- + Microwow aptly serves today’s foodie, health conscious population that has irregular meal timings owing to their busy, activity-packed lifestyle.
- + Unlike the conventional insulated casseroles, it eliminates the need to transfer the food stored in it to a separate container for reheating.
- + With the lid placed aside, it can be directly placed in a microwave oven for reheating the food stored in it. Thus, it helps people enjoy steaming hot food any time they hit the dinner table.
- + Microwow is dishwasher safe. This is enabled by using insert moulding and spin welding techniques in its assembly, instead of snap fit joints between the parts.
- + Available in 3 different sizes, Microwow has a contemporary aesthetic signifying efficiency and modernity. It has a familiar character of a ‘Handi’.
- + The innovative concept of Microwow, has helped the organisation establish itself as the innovation leader in the housewares market.



SONY CORPORATION
DAVE LIM KOK KEONG

SONY HT-RT3

A 5.1ch real surround Home Theatre System designed exclusively for the India market, HT-RT3 is the perfect replacement for the conventional multi-speakers system. Combining the sleekness of a sound-bar and the immersive surround sound capability from the two rear-speakers and a subwoofer, HT-RT3 definitely comprises the best of both worlds.

- + Iconic Design – To clearly communicate the 5.1ch capability, the sound-bar is designed with physical gaps that clearly separate the left, right and the center channels. The two rear-speakers further enhance this concept by having a consistent form-factor which represents the rear-left and rear-right channels.
- + Innovative Configuration – By combining three channels into one single sound-bar, total number of physical units is reduced from three to one which simplifies the installation process significantly. Cable management has also becomes easier as there is only one power cable from the sound-bar instead of three.
- + Interior Conscious – As wall-mounting feature is important in India, HT-RT3 is also designed to be wall-mountable and fit perfectly under the TV. With its sleek formfactor, HT-RT3 definitely blends well into any Indian home interior beautifully.
- + Instant Connectivity – Beside Bluetooth and One-Touch NFC, a front-facing USB port on the sub-woofer allows music/ movie content playback from a flash-drive instantly.



IFB INDUSTRIES LIMITED
SEUNG KI BAE

TL 75RCH

IFB is in the midst of a revitalization, working to deliver its most modern, safety, design and comfort innovations, and TL 75RCH is a new series of Deep Clean Fully automatic top loader washing machine with the unique features and premium look. Human-centric design combined seamlessly with modern design details to make it stand out in the market.

- + TL 75RCH has an Intelligent washing system with Innovative Aqua energie, Aqua Spa therapy which leads to power saving and efficiency in washing without compromise.
- + Bubble leveller is to align the machine with the ground and reduce vibrations to extend the machines life.
- + A premium chrome dial knob is unique to the top loader washing machine.
- + 3D Wash, a special system with nozzles that circulates the water 360 degree in the drum.
- + Triadic pulsator with Soft Scrub Pads, Swirl Jets and Centre Punch squeezing the dirt out to give clothes the perfect wash.
- + Caster wheels for easy mobility of the machine.
- + An unique and special LED lamp in the drum lights up at the start and end of the program.
- + Comprehensive 2 years machine warranty and 10 years spare part support with all India 24x7 Service Network.



IFB INDUSTRIES LIMITED
SEUNG KI BAE

TL 70SDG

TL 70SDG top loader epitomizes form and functionality with eye pleasing design and revolutionary Deep Clean, a magical cleaning experience that is tough on stains and gentle on clothes. TL 70SDG excels in its category in the Indian Market for energy efficiency, cost effective and water saving design which are valued by Indian customers, complementing their modern lifestyle.

- + Ease of wash program selection through use of Jog dial and ergonomically designed control panel.
- + 3D wash system adds dynamic movement to the water courtesy in 360 degree that dissolves the detergent 100% and penetrates the clothes deeper
- + Smart Sense, senses the laundry load and adjusts the wash time and water level automatically, In-built heater ensures germ free fabrics after the wash.
- + Aqua Energie, energizes the water helping the detergent to work better even in hard water conditions.
- + Swirling Water Jets wet the clothes for better detergent efficiency.
- + The Smooth Crescent moon drum avoids damage to fabrics during the washing process.
- + Auto Softener Dispenser is a specially designed compartment to add softener.
- + Bubble Leveller is an indicator to identify the imbalance in the alignment of the machine with the ground.
- + Efficient Air Drying system to keep the clothes fresh and new.




IFB INDUSTRIES LIMITED
SEUNG KI BAE

TL 95SDG

The TL 95SDG is a fully automatic top loader which is the top notch product in the series from IFB. Designed and Developed with strong understanding of the Indian Users and context. Contemporary design with unique Aesthetics and superior finish for the rational customer. TL 95SDG is driven by the powerful Triadic Pulsator deep cleaning engine, which brings a sparkle to clothes.

- + Large LED display, Touch controls with Audio Feedback and a Dial knob for selection of programs.
- + Toughened glass and soft damping door which closes gently and safety features for children.
- + It has a Program Memory Backup, Wash Programs resumes from where it left off during power failures.
- + TL 95SDG is the best in quality, comes with comprehensive 2 years machine warranty and 10 years spare part support that makes users first choice.
- + The Smooth Crescent moon grooves on the drum surface create a gentle water cushion that avoids damage to fabrics.
- + Aqua Spa therapy, 4D Wash involves 6 step washing process to keep the clothes clean and always new.
- + Innovative Aqua energie which treats hard water for better efficiency.
- + TL 95SDG Smart Sense Automatically determines the laundry load and optimises the water requirement, wash time, number of rinse cycles and spinning time.



WIPRO ENTERPRISES
(P) LTD.
PRAJAKTA ROKADE

VERGE LED

Verge LED is versatile lighting solution for modern offices. Its minimal design integrates ceiling into the luminaire capturing the essence of the space it's going to belong. It creates volumetric lighting experience focused around wellbeing of user. With its thoughtful, peripheral design Verge Led gives best performance and thermal management.

- + **INNOVATIVE DESIGN:** Verge LED captures essence of space within, blending seamlessly into its interior. It's thoughtfully designed led configuration around periphery creates volumetric, visually balanced light. With combinations of different heights of suspensions, warm n cool colors and tessellations, versatility of VERGE led can take any space to different level with its creative lighting ambiance.
- + **EXCELLENT VISUAL COMFORT:** Thoughtfully designed peripheral led configuration creates volumetric, visually balanced light illuminating ceiling, vertical surfaces along with horizontal ones creating low contrast illumination.
- + **RELIABLE QUALITY / PERFORMANCE:** Extruded Aluminium housing ensures excellent thermal management resulting in reliable performance. High end materials, processes are ensuring excellent fit and finish.
- + **HIGH ENERGY SAVINGS:** It's back lit luminaire with high efficiency leds with 3-step MacAdam binning. The housing, driver box are designed for efficient thermal management.
- + **LONG SERVICE LIFE:** It comes with independent driver box for easy accessibility and maintenance with smart connector & pre-wired accessories.



VERSA DRIVES PRIVATE
LIMITED
K. DURGASHARAN

SUPER X1

Super X1, a model of Superfan, is a super-efficient ceiling fan that uses Brush- Less DC motor and Digital drive electronics to consume 35W at 230CMM airflow. Motor, electronics and blades are innovatively designed to be cost effective, durable and sensitive to the comfort of Indian consumers. It features a remote control.

- + A 24VDC BLDC for reducing cost of electronics and for use with solar electricity.
- + Switched mode power supply integrated with active power factor correction for harmonic reduction and wide voltage operation (130 to 300Vac).
- + Choice of critical components like semiconductors, bearings to achieve an MTBF of 65000 hours.
- + The microcomputer monitors and shuts down the motor when under/over voltage or over load occurs.
- + A ring formed with arc segments instead of machining a ring to reduce cost.
- + Ceramic magnets for cost reduction.
- + Aerodynamic and nature inspired flower like blade design – low weight and high airflow.
- + A compact remote for speed control that doesn't break when dropped or thrown.
- + Indicator in the middle of the fan responds by flashing when operated by the user.
- + Super fan is packed in recyclable cardboard with minimum printing and without using polythene bags and thermocole.
- + VOC free powder coating of aluminum body and blades for durability.



HAVELLS INDIA LTD.
DEEP SINGH & HAVELLS
DESIGN STUDIO

ENTICER CEILING FAN

Enticer is a premium decorative ceiling fan intended for SEC A and SEC B customers. This fan would primarily be placed in the living or dining room areas and is seen as appliances that augment the interior design and aesthetics of the house.

- + The minimalist design with subtle chrome highlights make it easy to match this fan with a variety of home interiors.
- + Parts such as the rivets and shanks which are normally visible, are hidden by the smartly designed blade trims which flow into the motor housing ring.
- + Eliminates the gap between the blade trim and motor housing hence reducing the air cutting sound and improving aesthetics.
- + Clean and smooth surfaces in the design also result in better air flow over them and do not allow accumulation of dirt over time.



SYMPHONY LIMITED
SYMPHONY DESIGN
TEAM




CLOUD

CLOUD is a world's first wall-mounted air cooler. Floor space available for cooler has always been a point of concern for the users. Those who use desert coolers end up losing their window space to large boxy coolers. Wall mounting format makes the cooler free essential elements in room environment.

- + "CLOUD" has several new features, as it is equipped with an in-built water tank and magic fill Pump system so that the water filling happens auto-electro-mechanically.
- + The product has an auto clean function with this feature the water tank can be cleaned automatically using magic fill and drain function simultaneously. It also has a water inlet with float valve, which in an online water supply mode ensures continuous water supply making it an unlimited water tank capacity.
- + "CLOUD" has cassette type cooling pad construction. It also has I-pure technology with multistage air purification system that comes with a set of filters that works together to deliver the cooler air, in its purified form.
- + "CLOUD" is complimented with a fullfunction LCD display remote with electronic humidity control, system restore function, fully closable horizontal louvers, so mosquito cannot go inside. This way it enables a healthy product environment for the user.

2017

AUTOMOTIVE TRANSPORT





INDIA YAMAHA MOTOR
PVT. LTD.
YASUHIRO KINOSHITA

CYGNUS RAY ZR

Cygnus Ray ZR is 113cc scooter with “BLUE-CORE” engine and it serves as another means of self-expression for men in their late-teens and early-twenties who seek a more masculine-scooter that fits their personality. Thus, one of the development-goals was to draw a line between itself and existing-scooters with its stylish design.

- + The following three key-expressions were instrumental in guiding the design-work of Ray-ZR: aggressive straight-line motifs that create the look and feel of layered body elements; a slim, well-modulated rear-end that evokes images of speed; and a deeply sculpted front-mask implying strength of will.
- + The “Matte-Green” colour scheme was after the European-fashion scene and emphasizes futuristic-appeal and dynamism while also bringing-out the machine’s curves and edges.
- + The body’s edge-lines were made predominately straight and arranged to create a layered appearance. The rear grab-bar in the style of a rear-spoiler strengthens the straight-line feel and the two-level seat adds to the slim look of the rear end, further differentiating it from family-oriented scooters. Finally, the front area uses strong, straightlines to complement the newly-designed headlight and edged-visor for a deeply sculpted front-mask. The motorcycle-like moving front-fender also inspires pride of ownership, helps deal with mud-splatter and harmonizes with the vehicle’s overall silhouette.



INDIA YAMAHA MOTOR
PVT. LTD.
HIROTOSHI NOGUCHI

YZF-R3

In India, R1 & YZF-R15 was already being sold & Yamaha introduced another model in the series, 320cc YZF-R3. It is marketed in both developed and emerging markets as a global model with main users being fans of racing, with MotoGP as the pinnacle. R3 symbolizes and leads Yamaha brand in India.

- + Super-sport models must have design features that include aerodynamic management (controlling airflow over outer surfaces of the machine to reduce drag and create down-force) necessary for the highspeed range of over 100 km/h expected on a racetrack, plus styling that evokes images of a full-on race machine. The YZF-R3 achieves these qualities while also giving consideration to a greater range of customers by including functional utility for daily riding on public roads like city streets.
- + R3 is a model that successfully met and achieved these requirements; we believe it is an excellent example of an innovative design solution.
- + R3 was engineered and manufactured under a platform strategy to share its basic components with models for other motorcycle categories. The fact that it accomplished while still giving supersport model customers the kind of design (styling, riding position, etc.) they hope for is another reason that R3 is an excellent design solution.



TVS MOTOR COMPANY
LIMITED
MOHAMED BASHA SHEIK

TVS XL100

TVS XL100 is a single speed, powered two wheeler, built for multi-purpose usage and ease of riding. It is the only product in its segment serving the people at the bottom of the pyramid. The affordability, reliability and ease of use of XL100 serve the mobility needs of rural population.

- + The XL100 is equipped with 4-stroke engine which delivers excellent power and torque. Its unique combination of torque developed and single speed transmission allows customers to use it for variety of purposes.
- + XL 100 vehicle architecture has dequate space at front and rear to carry things as well as a pillion rider.
- + It gives excellent fuel economy; the main factors which are contributing for the fuel economy are low friction and complete combustion by adopting multi curve automatic ignition technology
- + The compact de-compression design in valve train mechanism, helps to achieve low kick force and easy starting across vehicles in the country.
- + The product has been designed and packaged for providing a low step through space to facilitate different business and utility needs.
- + The lightweight XL100 is easy to maneuver and helps you to ride through heavy traffic The compact de-compression design or narrow spaces swiftly.



DENSO
NAVEEN VERMA

VEHICLE FINDER AND SECURITY SYSTEM TRANSMITTER (DOKO)

Transmitter of Vehicle finder and security system identify location of two wheeler in parking area with pleasant tone and flashing of indicators Tones can be changed as per user choice. Additionally it has an intelligent alarm which gets ON based on external force in form of impact, jerk or movement.

- + Shape is the fusion of lord Ganesha symbolic shape with automobile.
- + User friendly features - All features can be controlled with 4 buttons.
- + It identify the location of vehicle in huge parking lot (Similar to Car).
- + Multi tone Selection - Tones can be changed as per user choice.
- + Streamlined grip - Easiness to grip 3 Stage security alarm to detect actual theft case.
- + Superior Quality & Finish - Chrome Plating on edges with premium texturing Hazard lamp features (As safety feature for driving in fog / rain / bad weather)
- + Motion sensitivity control through transmitter (Enable/Disable/Change option).
- + Auto security enable feature (Auto enable / disable control with user)



TVS MOTOR COMPANY
RAVIKUMAR GOKA BALU

TVS APACHE RTR200

TVS Apache RTR200 is a 200cc 4 valve oil cooled motorcycle. It characterizes unique engine features, best in class acceleration, innovative design, international looks, distinctive headlamp design, advanced engineering and technical excellence offering an exhilarating combination of sporty performance and exceptional ride comfort in highways and city roads.

- + TVS Apache RTR200 is designed on the track, without losing focus on every-day usability to give the thrill and practicality for the user.
- + Precise racing ergonomics, race inspired 200cc engine forward weight biased style and loads of technological enhancements like race derived O3C tech with ram air assist, double cradle split synchro stiff chassis, race tuned suspension, racing double barrel exhaust, faster cooling.
- + The new compact high power headlamp design with LED array activated on ignition at night or day is the signature of the Apache RTR brand.
- + Roto-petal design disc brakes at front and rear, fully digital interactive speedometer, racing tyres, FIP racing split seats, etc., come together in a livid harmony to make one maniac beast of a racing machine.
- + With massive and aggressive sharp tank shrouds the bike effortlessly asserts supremacy with a unique feature of asymmetrically positioned fuel cap differentiating itself from the competition.



MARUTI SUZUKI INDIA LTD.
MARUTI SUZUKI INDIA LTD
DESIGN STUDIO.


VITARA BREZZA

Vitara Brezza is a compact 5-door SUV from Maruti Suzuki India Ltd for the Next generation of Indian automotive consumers. Designed and engineered entirely in India at the Gurgaon R&D facility. A price conscious product launched with multiple amenities and excellent features, built upon Suzuki C platform and is already certified by Govt. Of India, for offset and side impact crash test norms. The focus on safety also reflects with inclusion of dual front dual Airbags, ABS with EBD and the Suzuki TECT. Winner of the prestigious ICOTY 2017 award.

- + Vitara Brezza is a compact 5-door SUV from Maruti Suzuki India Ltd for the Next generation of Indian automotive consumers. Designed and engineered entirely in India at the Gurgaon R&D facility. A price conscious product launched with multiple amenities and excellent features, built upon Suzuki C platform and is already certified by Govt. Of India, for offset and side impact crash test norms. The focus on safety also reflects with inclusion of dual front dual Airbags, ABS with EBD and the Suzuki TECT. Winner of the prestigious ICOTY 2017 award.
- + Perfect SUV proportion given overall length constraint of Sub 4 meters. Dynamic side body stance, side body cladding, with front and rear skid plate garnish.
- + Sleek headlamps with a strong front grille, with Sleek headlamps , bull-horn LED light guides add to its glamour.
- + An industry first dual colour scheme makes the new Vitara Brezza a true head turner.
- + The Vitara Brezza ensures that no matter how big the crowd is, the buyer always stands apart.
- + The Vitara Brezza's interior complements the exterior's muscle stance. Rugged and bolder forms, grab handles, flip and fold rear seats, Cooled glove-box, Illuminated glove box, Front sliding center arm-rest, assure the vehicle offers best in class utilities.
- + All new in-house developed rugged grain for the instrument panel was implemented using latest technology. 3-5 points that describe the product's salient features in detail.

2017

INDUSTRIAL EQUIPMENT





PNEUMOCARE HEALTH
PVT. LTD.
DEEPAK CHANDER

MUCLEAR BY PNEUMOCARE

MuClear assists in Obstructing Mucous Clearance in the airways by subjecting the airways to high frequency oscillations during exhalations. These oscillations loosen the mucous from the walls and it is expectorated by coughing. MuClear helps in improving Quality of Life.

- + World's first Hands Free Device for Mucus Clearance.
- + Smokers pipe shaped device looks attractive to users.
- + Only 3 parts used for easy cleaning.
- + Worlds' Lightest, smallest Mucus Clearing Positive Expiratory Pressure Device.
- + Rounded contours allow easy handling, grasping wither by hand or between teeth.



ADEPT FLUIDYNE
PVT. LTD.
SHRISH BHAGWAT

ELECTROMAGNETIC FLOWMETER

EMF 6640 Product is Electromagnetic Flow meter used in process industries for measuring Fluids. Flow meter is installed in Harsh Outdoors or submerged as per site conditions. Design of the product has to convey Precise measuring capability as well as providing robust construction to endure working environment.

- + User benefit:
Less over all weight for better handling, Improved grip while installation, Improved readability /visibility under low lighting Conforms to IP68 for submerged installation up to 3 meters.
- + Organisation benefit:
Creating Brand connect with precision product Improved margins by Raw Material cost reduction Shortening of TAT (Turn Around Time) PO to manufacturing Value engineering resulting in Less inventory and Low cost of Supply chain Product meets global standards and has created export potential.
- + Emotional connect:
Design detailing Visualizes improved industrial product aesthetics. Product conveys the Precision and accuracy of product thru detailing & miniature detailing Brand building thru colour coding and standardisation.
- + Social responsibility:
Energy conservation – less electricity consumption. Sustainability by reduction in Material consumption and recyclability Cluster based development to increase Micro industry resources utilization.



GODREJ EFACEC AUTOMATION
AND ROBOTICS LTD.
DATTATRAYA AKHARE

CHAIN CONVEYOR

Godrej Efacec Chain conveyor is suitable for transporting unit loads in linear direction. The frame consists of anodized aluminium alloy stringers. The roller chain 10B2 DIN8187 runs on a chain slider and driven by de-centralised gear motor drive. Load movement is completely automated with the help of sensors.

- + The frame is made up of Aluminium alloy to provide high strength to weight ratio, better dimensional accuracy and excellent surface finish.
- + Chain conveyor is modular in design. Stringer facilitates the mounting of feet, drive and accessories anywhere along the entire length of the conveyor.
- + Shaft mounted de-centralised gear motor provides high transmission efficiency.
- + Teeth less diverting wheel are used to reduce the noise level and friction.
- + Chain slider converts sliding friction into rolling friction which reduces the power requirement.
- + Hammer head bolts DIIN 7992 eliminates the necessity of drilling holes for mounting sensors, guide etc. on frame.
- + Gear motor is equipped with VFD to provide variable speed. It enables smooth start/stop, better torque control & precise positioning of pallet.
- + Load movement is completely automated and controlled by sensors. Conveyor can communicate with each other through profibus or actuator sensor interface (ASi).

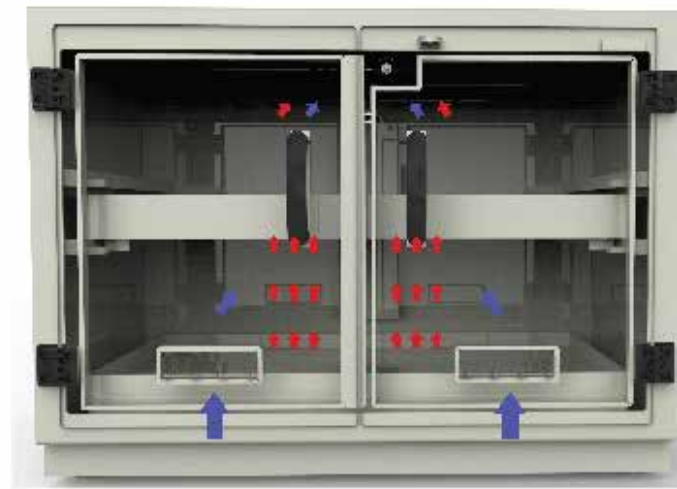


GODREJ EFACEC AUTOMATION
& ROBOTICS LTD
DATTATRAYA AKHARE

ROLLER CONVEYOR

Godrej Efacec Roller conveyor is suitable for transporting unit loads in linear direction. The frame consists of anodized aluminium alloy stringers. The rollers are zinc plated and are connected to each other by roller to roller chain drive. Load movement is completely automated with the help of sensors & VFD.

- + The frame is made up of Aluminium alloy to provide high strength to weight ratio, better dimensional accuracy and excellent surface finish.
- + Roller to roller chain drive provides high transmission efficiency.
- + Self engaging aluminium covers are used which reduces the assembly time and ease maintenance.
- + Discs are provided on rollers which guide the pallet and enables smooth movement.
- + Roller conveyor is modular in design. Stringer facilitates the flexibility in mounting of sub assemblies and accessories along the conveyor length.
- + Hammer head bolts eliminates drilling numerous holes for mounting sensors, guide on frame reduces assembly efforts and time.
- + Gear motor is equipped with VFD to provide variable speed. It enables smooth start/stop, better torque control & precise positioning of pallet.
- + Load movement is completely automated and controlled by sensors. Conveyor can communicate with each other through profibus or by actuator sensor interface (ASi).




GODREJ EFACEC AUTOMATION
& ROBOTICS LTD
DATTATRAYA AKHARE

RESILIENCE - CORROSION RESISTANT CABINET

Resilience cabinet is uniquely structured chemical storage cabinet that is corrosion resistant, has spill containment, locking provision and vents fumes generated inside the cabinet. Its variants; Full height and mobile unit; provides flexibility to labs to configure & plan their layout. Cabinet is in compliance with SEFA8P standard as well.

- + Zero corrosion storage cabinet: Resilience is full body polypropylene, with no exposed metal hardware, ensures there is no corrosion.
- + Good air quality: Stored chemicals generate fumes inside the cabinet causing the air to be contaminated. The air duct on top of Full height variant and at back on mobile unit, effectively extracts fumes. When connected to exhaust. It carries away chemical fumes which are both, lighter than air and heavier than air with single duct line. Louvers are provided on the front door to allow inward flow of fresh air. This maintains air flow within cabinets.
- + Usability: The doors open to full 180 deg, assisting wider opening to place and remove chemicals. Liquid tight bottom sump avoids staining of floor.
- + Safety: Acids are stored according to SEFA recommended practice. Spillages or leakage is collected in removable PP trays with capacity of 30 kgs of uniformly distributed load.



DIVIDE BY ZERO
TECHNOLOGIES
SWAPNIL SANSARE

AION 500

The AION 500 is an Industrial rapid prototyping machine working on patented AFPM (Advanced Fusion Plastic Modeling) technology which is an enhanced version of FDM, having a massive build size of 500mm in each direction it has a multi-material printability of ABS, PLA, TPU, HIPS, PETG with dual extruder mechanism.

- + High precision of up-to 100 micron layer thickness, stunning finish detail, sturdy thus fast and precise prototyping are features that place the AION 500 apart.
- + Multi-material printability with dual extruder mechanism give the user a variety of combinations to choose from for their printing needs.
- + It supports nozzle temperatures of upto 290 deg Celsius and a bed heating capacity of up-to 80 deg Celsius.
- + H-BOT gantry and a ball-screw transmission enables the AION to have a 16-micron positional accuracy, carrying an ergonomic, compact & elegant design the AION 500 is an eye-catcher. Also the AION 500 is work-place friendly with noise not exceeding 55 dB even at its full speed.
- + Having a complete operational visibility the AION 500 is easily monitor-able. The AION is maintenance-friendly & has low power consumption. Easy bed-leveling and a user-friendly LCD interface make the AION 500 commendable in every aspect.



GODREJ EFACEC AUTOMATION
& ROBOTICS LTD
DATTATRAYA AKHARE

LIFTING TABLE

Godrej Efacec Lifting table is used as a 90 degree transfer device for smoothly transporting palletized unit loads from chain conveyor to roller conveyor placed in orthogonal direction. Cam type lifting mechanism is used to lift the pallet from one conveyor to transfer it on other conveyor.

- + Cam mechanism consists of shafts with bearings mounted offset to shaft centre. This Eccentricity provides necessary lift and bearing reduces the friction.
- + Four cams are driven by single gear motor to synchronise the lifting movement and an alignment adjuster is used to maintain the planarity between all four cams. It ensures horizontal level of conveyor during the entire lift and transfer.
- + Electromechanical mechanism is used for lifting. It provides cleaner environment compared to hydraulics.
- + Cost effective guide roller arrangement provides precise guiding throughout the lift.
- + Gear motor is equipped with VFD to provide variable speed. It enables smooth start/stop, better torque control & precise positioning of pallet.
- + Load movement is completely automated and controlled by sensors. Sensor detects the pallet coming from chain conveyor and stops it precisely in line with roller conveyor. Up/down movement is precisely controlled by sensors.



MICROLIT
ATUL JAIN

ULTIMUS-BOTTLE TOP DISPENSER

ULTIMUS-BOTTLE TOP DISPENSER is a general purpose laboratory instrument. It is designed for safe, accurate and convenient way of dispensing wide range of chemicals, including hazardous liquids, directly from the bottle. Innovative, patented features and cosmetics, makes it superior to the existing competitive products in the market.

- + The patented dual inlet technology allows the users to rinse the instrument, refill the reservoir & dilute the reagent without having to remove the dispenser from the bottle. First ever dispenser with four modes in one.
- + Contemporary, ergonomic design with contours and silk finish makes it the bestlooking dispenser in the world as per the users feedback.
- + Specially designed volume adjustment knob with 180° rotation ensures easy and effortless volume setting.
- + Unique combination of TEFLON and VITON as the piston materials makes the dispenser compatible with a very wide range of reagents.
- + Adjustable delivery nozzle allows the delivery angle to be changed to facilitate dispensing ease in demanding laboratory conditions.
- + Unique springless valve technology ensures smooth and stable functioning of the valve system by eliminating possible spring jamming and chemical deposition
- + Re-Circulation valve ensures no loss of reagent during the purging process.




FORBES MARSHALL
SHASHANK WANWE

QSWAS

QSWAS is Steam & Water Analysis System which helps to monitor the Thermal power plant to reduce the corrosion rate of critical equipment like boiler, superheater, Turbine, condenser & feed water pump etc. The challenge is to accommodate the QSWAS systems in less space to provide flexibility to the customer.

- + **Offers Layout Flexibility**
Saving Floor space by 50%, civil work during refurbishment & Multiple mounting Options.
- + **Quick Installation**
QSWAS is completely knock down & Modular Plug and Play design which reduce Assembly time by half & ease transportation.
- + **Quick to Maintain**
Ergonomically designed system offers visibility to gauges & access to all components from all sides for maintenance. Modules can be kept in spare and can be interchanged easily.
- + **Safety**
 - Designs are inline with ASME PTC 19.11-2008 Standard.
 - Designs are validated by Third Party TUV for using at higher pressure /temperature applications.
 - Completely mechanical sampling system keeping electrical parts isolated.
 - It is possible to keep sampling system Outside SWAS room avoiding steam leakages in Air-conditioned room.



GODREJ & BOYCE
MFG. CO. LTD.
IN-HOUSE DESIGN TEAM

THIN WALLED UPRIGHT FOR HI-RISE RACKS

Rack uprights withstand loads from goods and other actions like earthquakes. Being made from thin walled, cold formed steel, profile shape of upright is critical to avoid failure modes like distortional/local/torsional buckling. Hence design of these special shapes are unique.

- + Profile features:
Bends, stiffening embosses and shape, designed by experimentation, resists buckling of any mode/wavelength Impact toughness and elongations gives larger spectrum of strain energy absorptions. Profile design ensures stability against distortional, torsional and torsional flexural buckling that are pre-dominant in the event of seismic action.
- + Slot taper design ensures wedge friction with beam connector, giving highest joint stiffness.
- + Functional features: Slots at 50 mm pitch facilitate beam adjustability for varying load heights. Opening suits different bracing options. Corner radius suits aesthetics and avoids Faraday effect during powder coating.
- + Design features facilitate 20 different profiles from single machine: shape designed such that “developed flower pattern” suits rolling 20 different profiles in single roll forming machine.



ADOR WELDING LTD.
GIRISH ISHWAR LONE

CHAMP T400 SERIES

The ADOR Workhorse, CHAMP T400, is indigenous 3Phase inverter based, high efficiency & power factor DC Welding Machine. It is recommended for project sites where easy portability/mobility, lightweight compact machines are desired like construction of power plants, refineries as well as shop floors etc.

- + New Contemporary Aesthetics, global appeal
Bold, strong design gives fresh new look to one of India's most trusted brand in welding industry & wins confidence, trust from loyal customers. Design inspired from stocky, strong Bull Dog, connoting the strong bond the welder develops with Champ T400.
- + Cost effective to produce
 - a. Molded plastic front & back fascia is cost effective to produce with Single mold.
 - b. Inbuilt handles & legs save cost of 2 external handles and 4 legs, making assembly faster, reduces inventory, high production hence increased profits.
 - c. Minimum exposed screws gives cleaner aesthetics & excellent fit, finish & quality.
- + Usability
 - a. Strong but Lightweight portable design.
 - b. Robust, Durable GF Nylon fascia with scratch resistance body.
 - c. Neat and easy to read/ understand control panel.
 - d. Large Potentiometer knobs give good grip with thick gloves.
 - f. Control Panel PC Cover protects graphics from welding splatter, dust etc.



LARSEN & TOUBRO LIMITED
SARAVANARAJU MUSUVATHY
GOKULAN

L&T 491 – TANDEM COMPACTOR

L&T491 Tandem compactor is a mini vibratory roller, finds application in road and building construction works. Best-in-class operating mass and higher frequency results in superior compaction and matchless productivity. Contemporary suspended frame design and excellent drum edge visibility ensures efficient compaction closer to road median and culverts.

- + Higher static linear load coupled with dual frequency and single amplitude on a novel exciter resulting in higher productivity, lower fuel consumption and lower carbon foot print. Sprinkler flow controller enables fine control of water spray and helps in water conservation.
- + Fresh air-draft created over the operator by Engine-fan and ergonomically designed operator controls reduces operator fatigue, enhancing operator comfort.
- + Aesthetically profiled suspended frame gives higher kerb clearance for efficient compaction closer to road median.
- + Shorter turning radius results in superior maneuverability for negotiating sharp curves.
- + Canopy contour matching with Enginehood and side console profiles provides robust and rugged look, appealing aesthetics while depicting safety.
- + Longitudinally mounted engine with fully openable hood, facilitates accessibility on both sides resulting in excellent serviceability.
- + Intelligent parking brake is automatically activated when engine is shut off or emergency switch is actuated. Auto vibration cut-off and neutral start interlocks ensure machine and operator safety.



L&T CONSTRUCTION
EQUIPMENT LIMITED
PRODUCT ENGINEERING -
MACHINERY WORKS

CRUSHER BUCKET

LTCB-20 Crusher Bucket is a construction equipment, designed in India for Indian and global markets for crushing stones, concrete and dried asphalt at quarries, construction and recycling sites. LTCB-20 works on jaw crusher principle, provides a mobile crushing solution, can be mounted on wide range of excavators.

- + Novel direct-drive technology resulting in higher efficiency, higher productivity, high load rating, ease of operation and lower maintenance cost. Dual sealing system is provided for fail-safe protection.
- + Optimally designed linkage mechanism with stroke adjustment for easy breakage of stones of different input sizes resulting in uniform output size.
- + Special wear resistant material and unique tooth profile is used for jaws to increase wear life by 20% compared to similar class of products. The shape of the jaws allows interchangeability.
- + Reverse rotation feature is provided for quick removal of stones in case of blockage by reversing the jaw movement. A distinctive hydraulic circuit using rugged high torque -low speed motor enables reverse rotation of jaws thereby loosens the stones.
- + Easily serviceable, aesthetically designed, yet rugged construction mobile crushing unit for producing road making / building material in-situ. Product look captured from Piranha which depicts speed.



SAMPLYTICS TECHNOLOGIES
PRIVATE LIMITED
CHANDRASHEKHAR
NADGOUDA, GAUTAM SHARMA

INITO

Inito is a revolutionary device that puts diagnostic lab in the palm of your hand. It's a smartphone based medical test platform that can do multiple tests like cholesterol, infections, fertility, diabetes etc. on a single device using blood, urine or saliva. It's smart, portable and affordable.

- + Multiple Medical Tests with a Single Device
Uncompromising focus on user experience led Inito team to develop patent pending optical technology that read multiple kinds of test strips on a single reader.
- + Self-Calibrating
Inito's built in calibration technology ensures accuracy and reliability without requiring any complex tasks from the user.
- + Portable and easy to carry
Optimized hardware design helped package optical technology inside a timeless form. Minimalistic design, light weight and small footprint makes Inito easy to carry. Take tests wherever you go.
- + Track and analyze data using smart App
The smart algorithms suggest when to take tests, interpret test results through interactive charts and send contextual alerts to the doctors in case of emergencies.
- + Affordable Solution
Inito is built as a smartphone attachment instead of a discrete device. This helps reduce the cost drastically by allowing the use of the available sensors, processing power and display of the phone. This design decision ensures that millions of people can afford Inito.



ACE DESIGNERS LTD.
RAJARAMA K

JOBBER XL ELITE

CNC turning machine is Electro-Mechanical equipment assembled using nearly 1300 individual parts. These individual parts are designed and assembled together to give an output of a precision part. It is used in any engineering industry that produces precision round (turned) components.

- + Generally this family of products is designed keeping in mind functional and safety aspects. However slowly this is changing and in addition to the above mentioned factors, Look feel and comfort are also being considered seriously. First step we took from the point of looks. A totally new design with seamless surface and concealed fasteners were used. Even small points like maintenance and safety stickers were redesigned.
- + Easy serviceability: The design of the machine facilitates easy servicing of the machine. All guards opened with just one key. No screw drivers or Allen keys are required to remove or assemble the Sheet Metal Guards.
- + Glossy finish: This not only improves the look of the machine but also facilitates easy upkeep of the product.
- + Color combination that is lively improves the plant look of the user.
- + Operator friendly features: Swiveling console, convenient storage of daily used tools, inspection gadgets, process drawings, documents.

2017

LIFESTYLE PRODUCTS





GODREJ LOCKING
SOLUTIONS AND SYSTEMS
LOCKSS DESIGN TEAM

ULCT TRI SHAFT RANGE OF RIM LOCKS

This range introduces fresh and relevant aesthetics along with enhanced security features. The tri-shaft retail lock has a smooth, muscular form with chunky details. The overall impression is one of strength. This is accentuated by the three large bolts and the diamond pattern/text engraved on the bolts.

- + Godrej ULCT follows a Cartridge based construction. This means that the back cover is the chassis on which the entire mechanism is mounted.
- + The three shafts have a larger cross sectional area and a 30% longer throw.
- + The latch bolt shaft and the dead bolt shaft move together. There is double security when the lock is latched and when the dead bolt shaft is engaged.
- + The puller and the body, through their geometry and relative position, indicate the state of the lock.
- + Both knob and puller can operate the latch. This is a convenience that greatly adds to the user friendliness of the lock. It removes ambiguity by duplicating functionality also it allows one handed operation.
- + The surface area of the rubbing faces of the shafts has been reduced to decrease friction and ease latching.



GODREJ LOCKING
SOLUTIONS AND SYSTEMS
LOCKSS DESIGN TEAM

ULCT TRI SHAFT RANGE OF RIM LOCKS (BUILDER)

This range introduces fresh and relevant aesthetics along with enhanced security features. The tri-shaft retail lock has a smooth, muscular form with chunky details. The overall impression is one of strength. This is accentuated by the three large bolts and the diamond pattern/text engraved on the bolts.

- + Godrej ULCT follows a Cartridge based construction. This means that the back cover is the chassis on which the entire mechanism is mounted.
- + The three shafts have a larger cross sectional area and a 30% longer throw.
- + The latch bolt shaft and the dead bolt shaft move together. There is double security when the lock is latched and when the dead bolt shaft is engaged.
- + The puller and the body, through their geometry and relative position, indicate the state of the lock.
- + Both knob and puller can operate the latch.
- + This is a convenience that greatly adds to the user friendliness of the lock. It removes ambiguity by duplicating functionality also it allows one handed operation.
- + The surface area of the rubbing faces of the shafts has been reduced to decrease friction and ease latching.



GODREJ LOCKING
SOLUTIONS AND SYSTEMS
LOCKSS DESIGN TEAM

NAV-TAL NXT PADLOCK

NAV-TAL NXT is designed to cater to the changing needs and aspirations of the new generation with focus on aesthetics, usability, increased strength and a dash of flamboyance. It is designed to resist theft, unauthorized entry, mainly in securing residential doors, grill doors, shutters, trunks and personal lockers, etc.

- + The lock body form was developed with unique shape retaining the round identity of Godrej Navtal with which users have very strong connection.
- + The clinched lock design is tamper proof and extremely difficult to manipulate the mechanism. Ergonomically designed body snugly fits into palm and the key guide eases operation.
- + The first of its kind Innovative transparent pack with open shackle highlights key benefits offered by the lock.
- + Ergonomically designed body snugly fits into palm and the key guide eases operation.
- + The shackle is case hardened for security and chrome plated for higher aesthetics.
- + Unique P-shaped keyway easily guides the key into the lock. The P shaped key is different from the key blanks available in the market making unauthorized key duplication very difficult.
- + The highly ergonomically designed key has larger key head for easy operation and a concave depression for enhanced grip.



HAVELLS INDIA LTD.
HAVELLS CRI DESIGN TEAM

ADONIA DIGITAL

Adonia is a premium range water heater with digital and non-digital variant; with color changing LEDs indicating heating of water and related temperature. The product is meant for in bathroom installation for perennial usage as per the users' various requirements of water heating.

- + The light changing LED that indicates the temperature of water in the water heater tank is the first of its kind.
- + The temperature is displayed through the plastic rather than an exposed part.
- + The service cover is magnetically attached to accommodate the temperature indicative LED strip and ensures easy serviceability.
- + The product aesthetically blends into almost any bathroom.



JAQUAR & COMPANY PVT. LTD.
PARICHAY MEHRA

LINEA

The Linea wash-basin mixer from Artize, the luxury bath brand of the Jaquar group, is original in both its form and function. Combining sleek geometric lines its gleaming chrome body it is a tribute to minimalism.

- + Linea's most striking design feature is the graceful swinging motion of its spout. This also acts as the faucet's on-off mechanism. Linea's multi-purpose spout pivots to form an arc that also controls the temperature of water along its curve. The user is able to enjoy the experience of cold, mixed or hot water at varying positions.
- + Intelligent design keeps the falling water at the centre of the wash basin away from the brim.
- + Linea's anti-scalding feature prevents hot water from coming into contact with its chrome body allowing it to remain cool at all times.
- + Amalgamating innovation, artistry and refinement, Linea's pioneering design language articulates a completely novel user experience.



HAVELLS INDIA LIMITED
NARENDER KHATRI

EURO II MCB

Havells Euro II is a switching device - capable of making, carrying and breaking currents under normal circuit conditions & also automatic fault protection in case of abnormal circuit conditions. Meant for installation in electrical power distribution boards in residential, commercial and industrial segments, its design and functional capabilities go much beyond the workings of a conventional circuit breaker.

- + The product has improved operational safety and greater convenience. Safety terminals are provided which electrical wiring safe, reducing the possibility of.
- + Cable connections are easy due to large 35sq mm terminal size. A dual position snap pusher makes it hold onto din-rail and also makes it easy to remove individual MCBs without disturbing complete wiring. Design features such as terminal sealing and knob locking capability such that MCB cannot be tampered with.
- + Air channels are provided on the side faces of chassis covers, so that air circulation is better when individual poles are placed adjacent to each other in a distribution board, resulting into a cooler operation.
- + Internally the product is made from best grade and good conductivity materials, which give the benefits of low power consumption, cost-effectiveness and energy saving.



TITAN COMPANY LIMITED
VISHAL B

REGALIA PANTHEON

Inspired by the magnificent dome of the pantheon having unique coffered ceiling, the watch not only inspire awe but also induces power to the wearer. The dial is an ode to the sunken coffer design and encloses within it, a sense of reverence, for times gone by and for times yet to come.

- + Curved back case with stepped bezel
- + Unique crown and hands profile
- + Domed glass
- + Multi-layered coffered dial layout



VIP INDUSTRIES LTD.
SRINIDHI A.V.

VIP TUBE

Luggage made from polycarbonate have superior strength and are also lightweight. These have also traditionally been expensive and hence out of reach for a large number of consumers. VIP Tube was designed to fill that gap, and provide consumers with an affordable and more secure alternative to soft luggage.

- + The unique ribbing in the design has allowed for optimisation between material consumption and strength. This helps achieve an economic advantage, while preserving the other desirable qualities like strength and security.
- + The product also offers large volume owing to its shape. The targeted users value function over style, and this product delivers both without any compromises.
- + The texture used on the product resembles a wicker weave. It improves scratch resistance compared to other similar products.
- + The hard shells are tough and durable, which makes the product long lasting and great value for money.
- + The design of the bag is a modern interpretation of art deco, which invokes a sense of nostalgia. The tan coloured trims are reminiscent of leather, giving it the appeal of a classic bag.
- + It is made of non-toxic materials and produces recyclable waste, which can be used in the manufacture of other products.

FEATURES



● Stainless
 ● Titanium
 ● Rose Gold

Stay on schedule

Manage your schedule with ease. Calendar appointment reminders sent to your wrist keep you on time.

Stay informed

Keep up with everything in your digital life with notifications for both personal messages and your favorite apps.

Stay in touch

Alerts on your watch ensure you never miss an important call. Or, you can screen your calls at your discretion.

Stay in motion

Set daily activity goals and track your steps.

Stay social

Keep up with what's happening on your social media apps – from your wrist.

Stay global

Check the time in the cities most important to you around the world.

JUXT

TITAN COMPANY LIMITED
MAHENDRA CHAUHAN

JUXT is TITAN'S first effort in crating a smart wearable. All those years of crating wrist accessories helped Titan to make a be er smartwatch. It is an analog watch with a tiny OLED display for smart notifications and activity tracking. Its a sophisticated yet classical piece of technology worn over wrist.

- + Analog watch with a smart function. All the smart features like call/text notifications, alarm, dualtime in analog device with a battery life of more than 5 days.
- + Notifications and many other features can be controlled using an app on cell phone.
- + The Titan Juxt minuscule OLED display shows you notifications for social media updates, messages, emails and calls. You will also be notified through vibration, the intensity of which can be toggled between Low and High. The Titan Juxt also comes with a pedometer to give you a step counter - its precise activity tracker.
- + We have deliberately kept the smart activities to a bare minimum, giving its users only what they desire.
- + You can also set five locations across the world to see the local mes. The functioning, too, is quite simple.



JAQUAR & COMPANY PVT. LTD.
PARICHAY MEHRA

CONFLUENCE

Inspired by the age-old use of bamboo in channeling water from rivers and brooks, the Confluence basin mixer by Artize, the luxury bath brand from Jaquar, has been designed to deliver a personal little stream in your bathroom.

- + The calming effect of naturally falling water has been replicated in Confluence by crafting a gentle flow that descends from a half-cut bamboo into your palms.
- + The design of Confluence overcomes several intriguing engineering challenges; it ensures that the flowing water never leaves the contours of the perfectly angled bamboo inspired channel.
- + The unique dual-fall dispensing system also guarantees that the water arrives without creating a splash, always delivering an even and tranquil experience. Confluence is a synthesis of true craftsmanship - a combination of exquisite detailing, form and technology that brings a gentle stream of peace and serenity into the bathroom.
- + Its biomorphic design is the culmination of bringing one of mankind's most natural experiences of engaging with water into your hands.



TITAN COMPANY LIMITED
MAHENDRA CHAUHAN

JUXT PRO

Juxt Pro is the TITAN's first true smartwatch with a touch-screen interface. The smartwatch runs on the company's own Titan OS 1.0.171. The OS offers all the possible features one could imagine in an Android Wear-based wearable. It is available in Stainless steel and Titanium with genuine leather.

- + The calming effect of naturally falling water has been replicated in Confluence by crafting a gentle flow that descends from a half-cut bamboo into your palms.
- + The design of Confluence overcomes several intriguing engineering challenges; it ensures that the flowing water never leaves the contours of the perfectly angled bamboo inspired channel.
- + The unique dual-fall dispensing system also guarantees that the water arrives without creating a splash, always delivering an even and tranquil experience. Confluence is a synthesis of true craftsmanship - a combination of exquisite detailing, form and technology that brings a gentle stream of peace and serenity into the bathroom.
- + Its biomorphic design is the culmination of bringing one of mankind's most natural experiences of engaging with water into your hands.



GAIA SMART CITIES SOLUTIONS
PVT. LTD
MAYURI NAIK

GAIA WATER 1

The Water1 module is a smart water metering product. The Water1 modules features a complete AMI (Advanced Metering Infrastructure) solution providing ease in billing, management and operations. As the module senses the flow of water, it measures the flow accurately and transmits the data according to predetermined frequency to a server using a low power communications network. Once the data reaches the server, it is used and presented through mobile apps and web based command and control system.

- + The Physical Gaia Water 1 Module Product is a custom retrofit design to existing old water meters that are currently installed across various locations by Water Meter Companies. The challenge these existing meters pose is they are installed in remote or unreachable areas and meter reading is either impossible not reachable.
- + The Gaia Water 1 Module is specially designed to retrofit itself on these existing meters.
- + The design of the Gaia Water Module had to be easily install-able by a regular plumber Thus the design of the module is such that it simply locks and screws onto the existing meter without need of additional expertise and or additional equipment.
- + The Gaia Water 1 Module enables the users to be conscious of their daily water usage.
- + It allows users to become more sensitive towards their own water usage patterns and identify how they can help reduce excessive use or wastage at their end.



PLENUM TECH PRIVATE
LIMITED
SUJEET SHARADCHANDRA
MAHAJAN


SYRINGE INFUSION PUMP

Syringe infusion pump make it possible to precisely deliver fixed volumes of fluids (drugs, liquid food, glucose, saline) into the patient's body. The current generation of infusion devices provides clinicians with aids to calculate medication doses, as well as a variety of alerts and alarms that are related to their functions. banks, educational institutes, hospitals to gather feedback and sentiment.

- + Ergonomic design provides flow path to liquid which avoids damages to the keypad, electronic circuitry, Load cell etc. due to accidental drug spillage.
- + Capacitive touch key pad for parameters selection, which also eliminated the wear and tear of keypad due to nontactile component and made it made it maintenance free.
- + Multicolor EBTN display provides high contrast and easiness to user for running and alarm conditions.
- + Directly acted load cell on plunger to detect the occlusion pressure ensures accurate pressure, real time pressure dial gives an ideal about set pressure & current status at glance.
- + Sophistication & effortless mechanical movements with manual release clutch mechanism gives ease to load the syringe with 15~ 20 secs.
- + Servo motor drives for linear movement of plunger pusher for jerk free infusion.
- + Snap lock mechanism allows user to slide and fit for mechanical staking of multiple pumps during transportation and storage.

2017

MSME





ALAN ELECTRONIC
SYSTEMS PVT LTD.
NEODES

ELSY 360 D SERIES

The new Design has modern aesthetics, this Design language can be later adapted for all the other products of for Alan Electronic systems. This Design is packaged in a way to reduce its overall bulk and highlight its display area which is the primary area for doctor's interaction.

- + Disintegrated front and back design approach will reduce the overall product volume.
- + Radical product architecture will make the machine more usable and serviceable.
- + Common Front & back design for 3 variants will reduce initial capital investment.
- + Common logic for 3 front keyboards in order to reduce inventory and control the cost.
- + Redesign of user interface in order to reduce setting errors and time. Front panel cannot be seen in dark and placements of buttons leads to error.
- + New design helps us for quick adjustment according to the patient need.
- + Anti glare keypad with anti microbial polyester film for membrane keypad will facilitate in easy viewing and maintenance which will protect it from bacterial growth.
- + Improvement done in internal space optimization, front PCB area and back connector isolation.
- + Improvement done in sealing of enclosure to pass spillage test.
- + New design will have non-tactile switches to improve the reliability and durability.



TECH MECH SCIENTIFIC
INSTRUMENT
CORPORATION
UNIVERSAL
DESIGNOVATION LAB LLP.

EIE COMPRESSION TESTING MACHINE

Smart UI and animated graphic with HMI based advanced and user centric control. Complete digital recording of data with pace rate indicators. Cubes up to 200mm & Cylinders up-to 150mm-Dia & 300mm-Height can be tested using the appropriate spacers. Motorized hydraulic power pack with rapid approach and automatic overload protection.

- + HMI Based smart control system with
- + animated graphics of the testing process.
- + Pace rate control and indicators.
- + Digital recording of data which can be transfer with RJ-45 or WI-FI connectivity.
- + The Loading capacity is of 2000 KN.
- + Cubes up to 200 mm & Cylinders up to 150 mm Dia X 300 mm Height can be tested using the appropriate spacers.
- + Gauges are calibrated in Kilo Newton against certified Proving Ring.
- + Each frame tested for stability and alignment to avoid tension failure during a test and to ensure centre loading.
- + Hydraulic Oil (Tin of 5 Liters). Motorized hydraulic power pack or pumping unit with rapid approach and automatic overload protection.



VINDISH INSTRUMENTS
PVT. LTD.
EMPATHIC DESIGN
RESEARCH PVT. LTD.

EIE HUMIDITY CHAMBER

EIE Humidity/Environmental Chamber can be used to test the specimen in controlled environment. Steam-injector, cooling-coil, heater and fan have been placed such that it improves control and uniformity of temperature and humidity with quick recovery-time. International look and style with touchscreen based HMI control adds the value with ease of use.

- + Uniformity in the process parameters:
In new design steam injector, cooling coil, heater and fan are placed in side of the chamber that ensure the quick and effective control of the process parameters that leads to uniformity of the temperature and the humidity.
- + Quick recovery time:
The entire work volume, door design and environment parameter generating unit like steam generator, cooling coil, heater and fan has been positioned such that the new design ensure quick recovery time.
- + Touch screen based HMI control and transparent door:
All the process parameters are displayed with creative UX and UI based HMI control, with data logging and in built help and information. Controller (Dry and Wet bulb method) with accuracy +/- 3%-RH or better. Door is transparent and insulated. That help to reduce the door open time as the operator can see the inside arrangement and quickly operate having some pre judgement.



JUTE MILLS: GLOSTER LTD.
GANGES MFR. CO. LTD.,
BALLYFABS INTL. LTD.,
CHEVIOT CO. LTD., AND
COMMON FACILITY CENTRES-
NATIONAL JUTE BOARD.
SUTIRTHA DE

FASHION TOTE BAG

This Fashion Tote bag has been designed using hand embroidery technique of smocking on Jute hessian. Embracing simplicity and chic look this gives added beauty and volume to a flat fabric rendering itself gracefulness to make an unique fashion statement.

- + Hand Embroidery Technique help employ craftswomen
- + Classic Silhouette
- + Utility and functionality addressed in the design
- + Two types of jute fabric used to enhance texture and feel
- + Adds a high value perception to Jute material internationally
- + Craftsmanship involved to



JUTE MILLS: GLOSTER LTD.
GANGES MFR. CO. LTD.,
BALLYFABS INTL. LTD.,
CHEVIOT CO. LTD., AND
COMMON FACILITY CENTRES-
NATIONAL JUTE BOARD.
ABHILASHA JHALANI

COLLAPSIBLE TOTE BAG

It is a collapsible jute hand bag under the collection called 'VYA, a collection of jute bags'. VYA means cover or something folded in Sanskrit language. Collapsible bag, VYA, is easy on pocket and high on functionality and aesthetics.

- + Stitched out of continuous hessian jute fabric
- + No usage of metal hardware
- + When not in use it collapses and folds into a compact square like flat form. Hence, become easy to store and transport
- + 100% biodegradable and eco friendly
- + Easy and inexpensive manufacture
- + Multi functional, this collapsible bag, VYA, can be used for different purposes like shopping bag, carry bag etc.



JUTE MILLS: GLOSTER LTD.
GANGES MFR. CO. LTD.,
BALLYFABS INTL. LTD.,
CHEVIOT CO. LTD., AND
COMMON FACILITY CENTRES-
NATIONAL JUTE BOARD.
ABHILASHA JHALANI

COLLAPSIBLE TOTE BAG

It is a collapsible jute hand bag under the collection called 'VYA, a collection of jute bags'. VYA means coverer or something folded in Sanskrit language. Collapsible bag, VYA, is easy on pocket and high on functionality and aesthetics.

- + Stitched out of continuous hessian jute fabric
- + No usage of metal hardware
- + When not in use it collapses and folds into a compact square like flat form. Hence, become easy to store and transport
- + 100% biodegradable and eco friendly
- + Easy and inexpensive manufacture
- + Multi functional, this collapsible bag, VYA, can be used for different purposes like shopping bag, carry bag etc.



JUTE MILLS: GLOSTER LTD.
GANGES MFR. CO. LTD.,
BALLYFABS INTL. LTD.,
CHEVIOT CO. LTD., AND
COMMON FACILITY CENTRES-
NATIONAL JUTE BOARD.
ABHILASHA JHALANI

FOLDABLE HANDBAG

It is a foldable jute hand bag under the collection called 'VYA, a collection of jute bags'. VYA means coverer or something folded in Sanskrit language. Foldable bag, VYA, is easy on pocket and high on functionality and aesthetics.

- + Stitched out of continuous laminated hessian jute fabric
- + No usage of metal hardware
- + It lies flat when not in use and can be folded into a 3 dimensional carrier bag when required. Hence, become easy to store and transport
- + 100% biodegradable and eco friendly



PLUSS ADVANCED
TECHNOLOGIES PVT LTD
MR. SATISH GOKHALE,
DESIGN DIRECTIONS PVT LTD

MIRACRADLE™ - NEONATE COOLER

MiraCradle™ - Neonate Cooler is a non-electronic passive cooling device which uses advanced savE® phase change material technology to treat newborns suffering from birth asphyxia. MiraCradle™ is easy to use, portable and provides precise temperature control of 33-34°C for 72 hours and costs less than 1/5th of the present devices

- + Cradle used is rotomolded to avoid any sharp edge or crevice, therefore safe for neonates
- + To avoid contamination, Cradle is designed to have no area/edge inaccessible to human finger
- + Cradle is designed to provide unidirectional
- + PCM savE® FS 21 is designed to quickly lower the temperature of neonate within the required range
- + PCM savE® FS 29 is designed to maintain the temperature of neonate within the range for the complete treatment duration.
- + A set of three mattress of savE® FS 29 are used as one layer, which makes it easy to store without occupying much space.
- + Conduction Mattress is designed to distribute the heat absorbed from neonate proportionally over PCM savE® FS 29, thus increases efficiency of treatment.

